



9000

IT EN DE FR ES PT

| | i | Mc [kNm] | | | | n1max [min ⁻¹] | Pt [kW] | Kg | | | | |
|----------------|--------|----------|--------|--------|---------|-------------------------------|------------|-----|---|-----|-----|-----|
| | | n2 x h | n2 x h | n2 x h | n2 x h | | | M | P | CPC | F | FS |
| | | 10.000 | 20.000 | 50.000 | 100.000 | | | | | | | |
| PG 9001 | 4.00 | 111.85 | 99.00 | 84.25 | 74.57 | 750 | 80 | 519 | — | 691 | 423 | 445 |
| | 5.10 | 89.26 | 79.00 | 67.23 | 59.50 | | | | | | | |
| PG 9002 | 16.1 | 111.85 | 99.00 | 84.25 | 74.57 | 1500 | 65 | 635 | — | 807 | 539 | 561 |
| | 20.4 | 89.26 | 79.00 | 67.23 | 59.50 | | | | | | | |
| | 21.0 | 111.85 | 99.00 | 84.25 | 74.57 | | | | | | | |
| | 26.6 | 89.26 | 79.00 | 67.23 | 59.50 | | | | | | | |
| | 31.9 | 89.26 | 79.00 | 67.23 | 59.50 | | | | | | | |
| PG 9003 | 59.3 | 111.85 | 99.00 | 84.25 | 74.57 | 2500 | 45 | 662 | — | 834 | 566 | 588 |
| | 71.6 | 111.85 | 99.00 | 84.25 | 74.57 | | | | | | | |
| | 80.8 | 111.85 | 99.00 | 84.25 | 74.57 | | | | | | | |
| | 93.1 | 111.85 | 99.00 | 84.25 | 74.57 | | | | | | | |
| | 105.1 | 111.85 | 99.00 | 84.25 | 74.57 | | | | | | | |
| | 117.8 | 89.26 | 79.00 | 67.23 | 59.50 | | | | | | | |
| | 121.9 | 111.85 | 99.00 | 84.25 | 74.57 | | | | | | | |
| | 133.0 | 89.26 | 79.00 | 67.23 | 59.50 | | | | | | | |
| | 154.3 | 89.26 | 79.00 | 67.23 | 59.50 | | | | | | | |
| | 185.5 | 89.26 | 79.00 | 67.23 | 59.50 | | | | | | | |
| PG 9004 | 224.0 | 111.85 | 99.00 | 84.25 | 74.57 | 2800 | 30 | 673 | — | 845 | 577 | 599 |
| | 244.6 | 111.85 | 99.00 | 84.25 | 74.57 | | | | | | | |
| | 270.5 | 111.85 | 99.00 | 84.25 | 74.57 | | | | | | | |
| | 306.3 | 111.85 | 99.00 | 84.25 | 74.57 | | | | | | | |
| | 355.8 | 111.85 | 99.00 | 84.25 | 74.57 | | | | | | | |
| | 398.3 | 111.85 | 99.00 | 84.25 | 74.57 | | | | | | | |
| | 429.7 | 111.85 | 99.00 | 84.25 | 74.57 | | | | | | | |
| | 462.5 | 111.85 | 99.00 | 84.25 | 74.57 | | | | | | | |
| | 504.1 | 89.26 | 79.00 | 67.23 | 59.50 | | | | | | | |
| | 543.9 | 89.26 | 79.00 | 67.23 | 59.50 | | | | | | | |
| | 585.4 | 89.26 | 79.00 | 67.23 | 59.50 | | | | | | | |
| | 630.7 | 111.85 | 99.00 | 84.25 | 74.57 | | | | | | | |
| | 687.4 | 89.26 | 79.00 | 67.23 | 59.50 | | | | | | | |
| | 742.0 | 89.26 | 79.00 | 67.23 | 59.50 | | | | | | | |
| | 798.3 | 89.26 | 79.00 | 67.23 | 59.50 | | | | | | | |
| | 854.4 | 89.26 | 79.00 | 67.23 | 59.50 | | | | | | | |
| | 926.0 | 89.26 | 79.00 | 67.23 | 59.50 | | | | | | | |
| | 1119.0 | 89.26 | 79.00 | 67.23 | 59.50 | | | | | | | |
| | 1344.9 | 89.26 | 79.00 | 67.23 | 59.50 | | | | | | | |
| 1623.2 | 89.26 | 79.00 | 67.23 | 59.50 | | | | | | | | |




| | i | Mc [kNm] | | | | n1max [min ⁻¹] | Pt [kW] | Kg | | | | |
|-----------------|--------|--------------------|--------------------|--------------------|--------------------|-------------------------------|------------|-----|---|-----|-----|-----|
| | | n ₂ x h | n ₂ x h | n ₂ x h | n ₂ x h | | | M | P | CPC | F | FS |
| | | 10.000 | 20.000 | 50.000 | 100.000 | | | | | | | |
| PGA 9003 | 49.6 | 111.85 | 99.00 | 84.25 | 74.57 | 2500 | 45 | 699 | — | 871 | 603 | 625 |
| | 64.5 | 111.85 | 99.00 | 84.25 | 74.57 | | | | | | | |
| | 81.7 | 89.26 | 79.00 | 67.23 | 59.50 | | | | | | | |
| | 95.5 | 89.26 | 79.00 | 67.23 | 59.50 | | | | | | | |
| | 124.1 | 89.26 | 79.00 | 67.23 | 59.50 | | | | | | | |
| | 149.2 | 89.26 | 79.00 | 67.23 | 59.50 | | | | | | | |
| PGA 9004 | 247.4 | 111.85 | 99.00 | 84.25 | 74.57 | 2800 | 30 | 720 | — | 892 | 624 | 646 |
| | 266.3 | 111.85 | 99.00 | 84.25 | 74.57 | | | | | | | |
| | 322.8 | 111.85 | 99.00 | 84.25 | 74.57 | | | | | | | |
| | 389.9 | 111.85 | 99.00 | 84.25 | 74.57 | | | | | | | |
| | 419.7 | 111.85 | 99.00 | 84.25 | 74.57 | | | | | | | |
| | 459.6 | 89.26 | 79.00 | 67.23 | 59.50 | | | | | | | |
| | 506.9 | 111.85 | 99.00 | 84.25 | 74.57 | | | | | | | |
| | 572.3 | 111.85 | 99.00 | 84.25 | 74.57 | | | | | | | |
| | 638.4 | 89.26 | 79.00 | 67.23 | 59.50 | | | | | | | |
| | 663.9 | 111.85 | 99.00 | 84.25 | 74.57 | | | | | | | |
| | 724.4 | 89.26 | 79.00 | 67.23 | 59.50 | | | | | | | |
| | 771.1 | 89.26 | 79.00 | 67.23 | 59.50 | | | | | | | |
| | 840.3 | 89.26 | 79.00 | 67.23 | 59.50 | | | | | | | |
| | 1010.0 | 89.26 | 79.00 | 67.23 | 59.50 | | | | | | | |



(n₂ x h = 20.000)

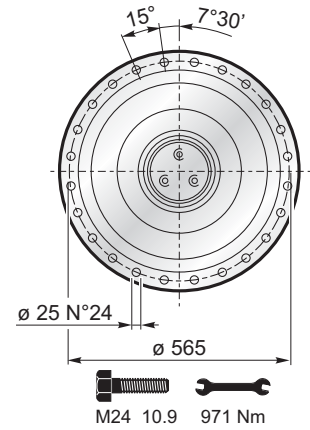
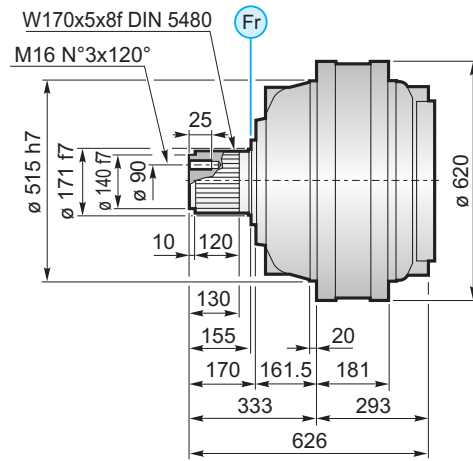
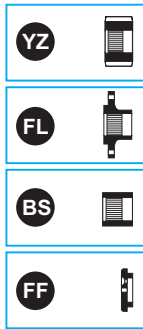
$$M_{\max} = M_c \times 2$$



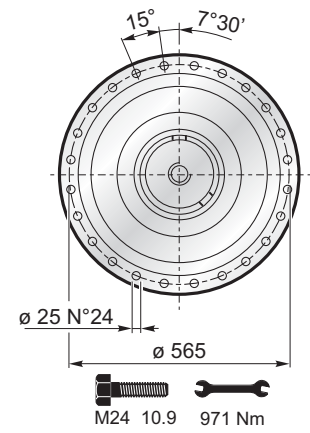
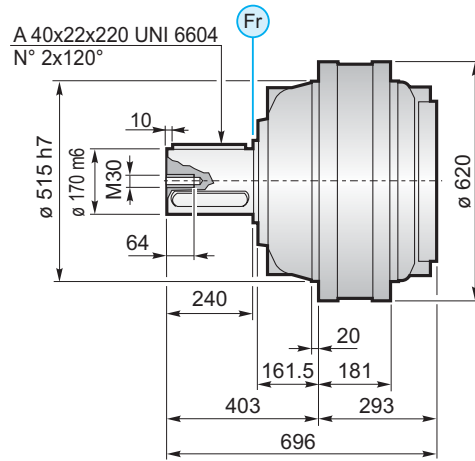
9000


IT EN DE FR ES PT

MS

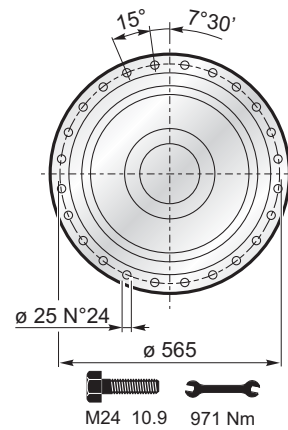
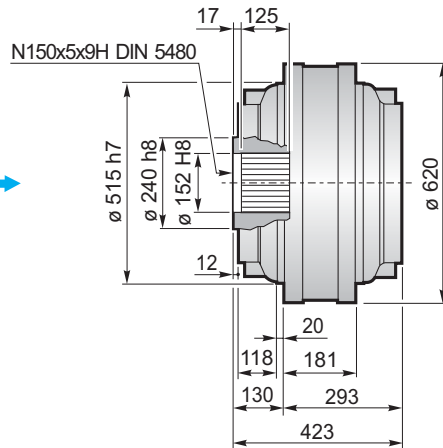



MC

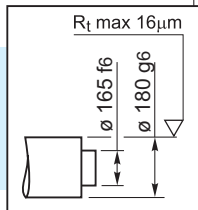
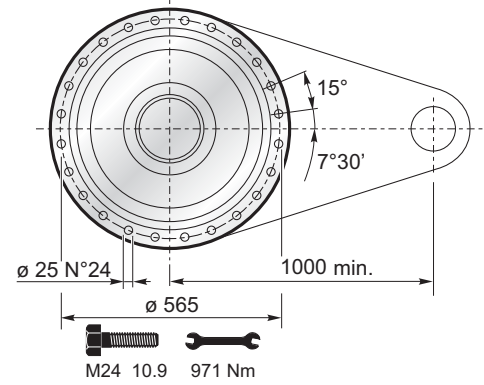
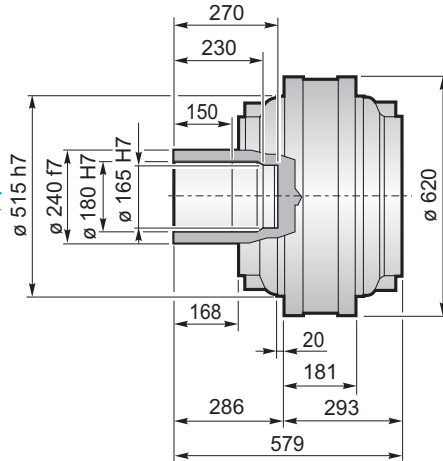




F



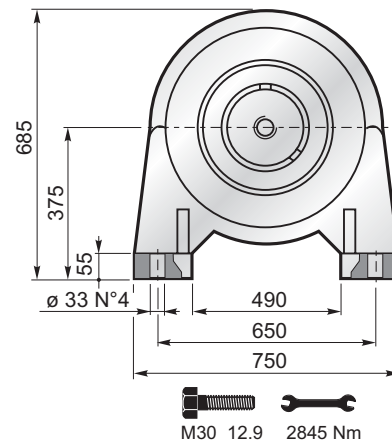
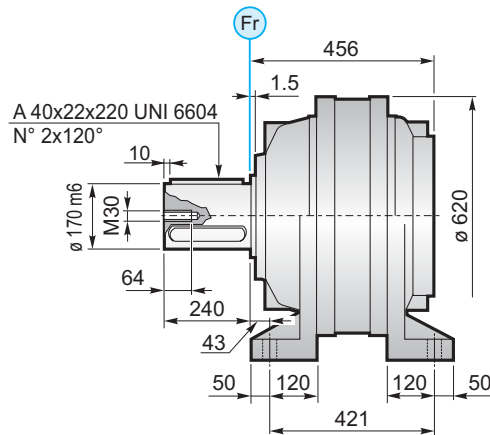
FS



$M_{max} = 176 \text{ kNm}$

La coppia massima indicata è valida solo con calettatori forniti da Planetary Drives
 The maximum torque indicated is valid only with shrink discs supplied by Planetary Drives
 Das dargestellte, maximale Drehmoment gilt nur mit von Planetary Drives gelieferter Schrumpfscheibe
 Le couple maximal indiqué n'est valable qu'avec les frettes de serrage fournis par Planetary Drives
 El momento máximo indicado sólo es válido con discos de contracción suministrados por Planetary Drives
 O torque máximo indicado é válido exclusivamente com discos de contração fornecidos pela Planetary Drives

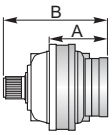
CPC

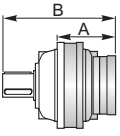


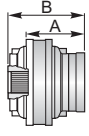


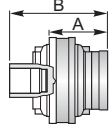
9000

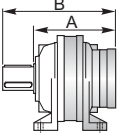
IT EN DE FR ES PT

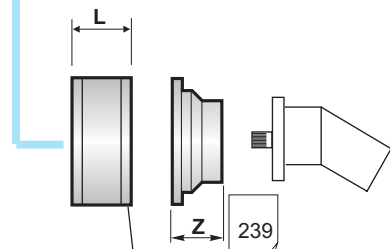
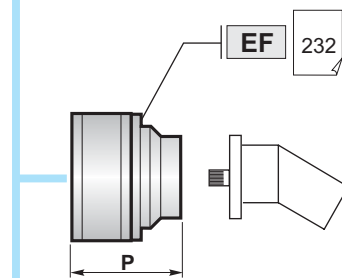
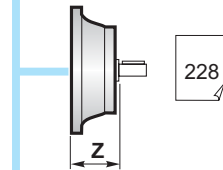
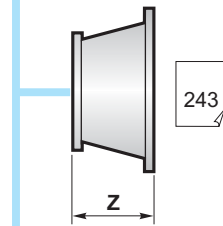
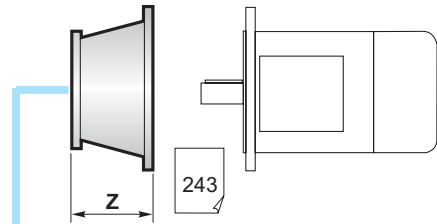
|  | PG ...MS | | | | | | |
|---|----------|-------|----|----|----|-----|--|
| | A | B | RA | RB | EF | EDF | |
| PG 9001 | 293 | 626 | | | | | |
| PG 9002 | 475 | 808 | | | | | |
| PG 9003 | 569 | 902 | | • | | | |
| PG 9004 | 628.5 | 961.5 | • | o | • | | |

|  | PG ...MC | | | | | | |
|---|----------|--------|----|----|----|-----|--|
| | A | B | RA | RB | EF | EDF | |
| PG 9001 | 293 | 696 | | | | | |
| PG 9002 | 475 | 878 | | | | | |
| PG 9003 | 569 | 972 | | • | | | |
| PG 9004 | 628.5 | 1031.5 | • | o | • | | |

|  | PG ...F | | | | | | |
|---|---------|-------|----|----|----|-----|--|
| | A | B | RA | RB | EF | EDF | |
| PG 9001 | 293 | 423 | | | | | |
| PG 9002 | 475 | 605 | | | | | |
| PG 9003 | 569 | 699 | | • | | | |
| PG 9004 | 628.5 | 758.5 | • | o | • | | |

|  | PG ...FS | | | | | | |
|---|----------|-------|----|----|----|-----|--|
| | A | B | RA | RB | EF | EDF | |
| PG 9001 | 293 | 579 | | | | | |
| PG 9002 | 475 | 761 | | | | | |
| PG 9003 | 569 | 855 | | • | | | |
| PG 9004 | 628.5 | 914.5 | • | o | • | | |

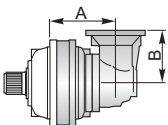
|  | PG ...CPC | | | | | | |
|---|-----------|--------|----|----|----|-----|--|
| | A | B | RA | RB | EF | EDF | |
| PG 9001 | 456 | 696 | | | | | |
| PG 9002 | 638 | 878 | | | | | |
| PG 9003 | 732 | 972 | | • | | | |
| PG 9004 | 791.5 | 1031.5 | • | o | • | | |

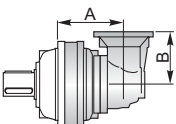


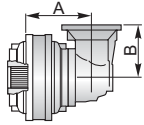
| | | | |
|-----|----|----|-----|
| 226 | RA | RB | L |
| | RA | | 81 |
| | RB | | 125 |

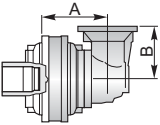
| | | | |
|---|--------|--------|---|
| ! | A+13.5 | B+13.5 | o |
|---|--------|--------|---|

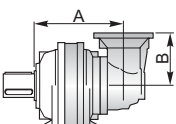


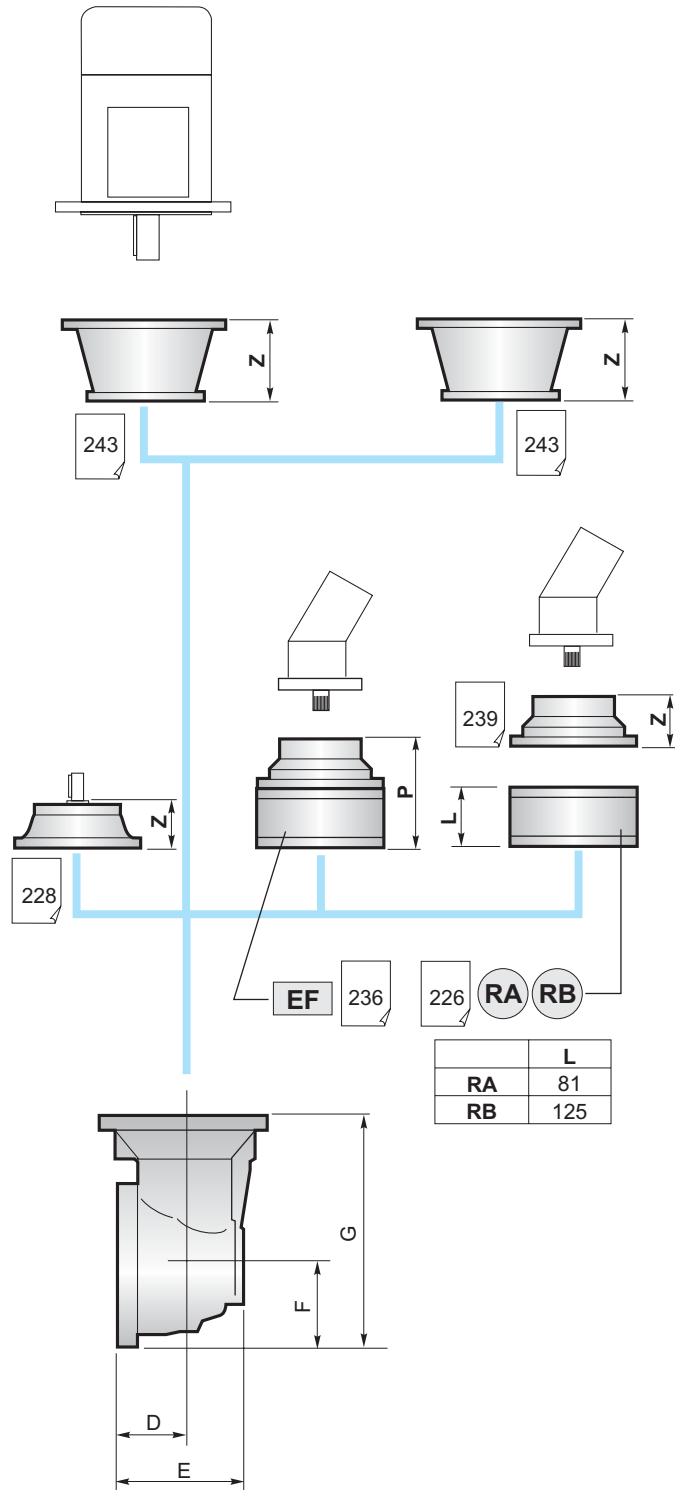
|  | PGA ...MS | | | | | |
|---|-----------|-----|-----|----|----|----|
| | | A | B | RA | RB | EF |
| | PGA 9003 | 555 | 315 | | • | |
| PGA 9004 | 657 | 240 | • | o | • | |

|  | PGA ...MC | | | | | |
|---|-----------|-----|-----|----|----|--|
| | | A | B | RA | EF | |
| | PGA 9003 | 555 | 315 | | • | |
| PGA 9004 | 657 | 240 | • | o | • | |

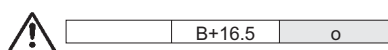
|  | PGA ...F | | | | | |
|---|----------|-----|-----|----|----|----|
| | | A | B | RA | RB | EF |
| | PGA 9003 | 555 | 315 | | • | |
| PGA 9004 | 657 | 240 | • | o | • | |


|  | PGA ...FS | | | | | |
|--|-----------|-----|-----|----|----|----|
| | | A | B | RA | RB | EF |
| | PGA 9003 | 555 | 315 | | • | |
| PGA 9004 | 657 | 240 | • | o | • | |

|  | PGA ...CPC | | | | | |
|---|------------|-----|-----|----|----|----|
| | | A | B | RA | RB | EF |
| | PGA 9003 | 718 | 315 | | • | |
| PGA 9004 | 820 | 240 | • | o | • | |



| | D | E | F | G |
|----------|----|-----|-----|-----|
| PGA 9003 | 88 | 256 | 235 | 550 |
| PGA 9004 | 88 | 164 | 140 | 380 |

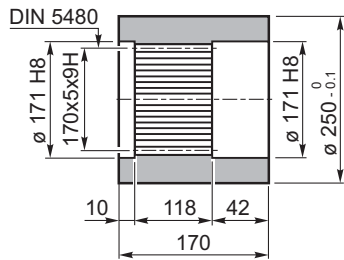




9000

IT EN DE FR ES PT

BS Boccola scanalata / Splined bushing
 Innenverzahnte Buchse / Moyeu cannelé
 Casquillo ranurado / Bucha estriada

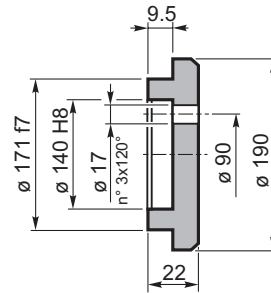


Materiale / Material
 Material / Matière
 Material / Material
 UNI C40
 SAE 1040
 DIN Ck40

Codice / Code
 Bestell - Nr. / Code
 Código / Código

1721.115.076

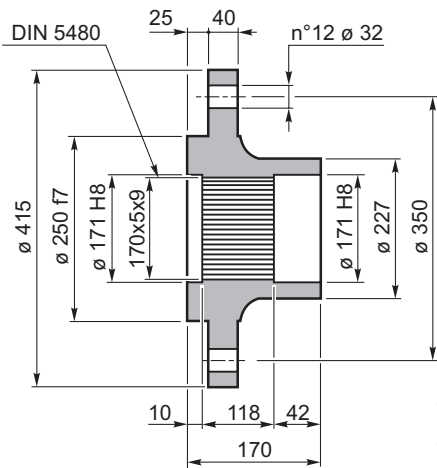
FF Fondello di arresto / Stop bottom plate
 Endscheibe / Bouchon de fermeture
 Tapón de detención / Fundo de batente



Codice / Code
 Bestell - Nr. / Code
 Código / Código

5701.044.000

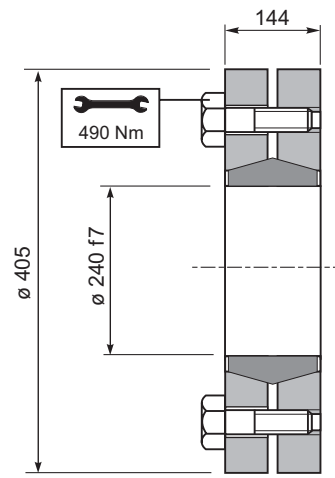
FL Flangia / Flange
 Flansch / Bride
 Brida / Flange



Codice / Code
 Bestell - Nr. / Code
 Código / Código

1721.133.098

GA Giunto di attrito / Shrink disc
 Schrumpfscheibe / Frette de serrage
 Disco de contracción / Disco de contração




Coppia max.
 Max. torque
 Max. Drehmoment
 Couple max.
 Momento máx.
 Torque máx.

176 kNm

Codice / Code
 Bestell - Nr. / Code
 Código / Código

9015.240.000



CARICHI RADIALI (Fr)

Nei diagrammi seguenti sono riportati i carichi radiali e i coefficienti K per rapportarli al valore $n_2 \times h$ desiderato.

RADIAL LOADS (Fr)

The following curves show the radial loads and the K factors to obtain the required $n_2 \times h$ value.

RADIALLAST (Fr)

In den nachstehenden Diagrammen ist die Radiallast und der Koeffizient K dargestellt und kann mit dem gewünschten Wert $n_2 \times h$ verglichen werden.

CHARGES RADIALES (Fr)

Dans les diagrammes suivants sont indiqués les charges radiales et les facteurs K de façon à obtenir la valeur $n_2 \times h$ désirée.

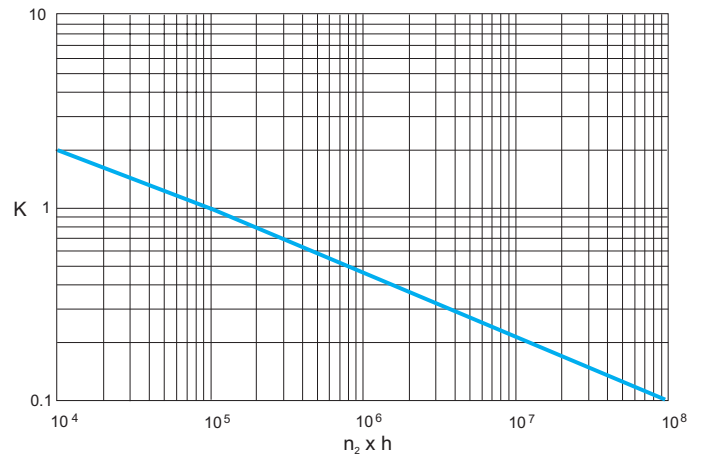
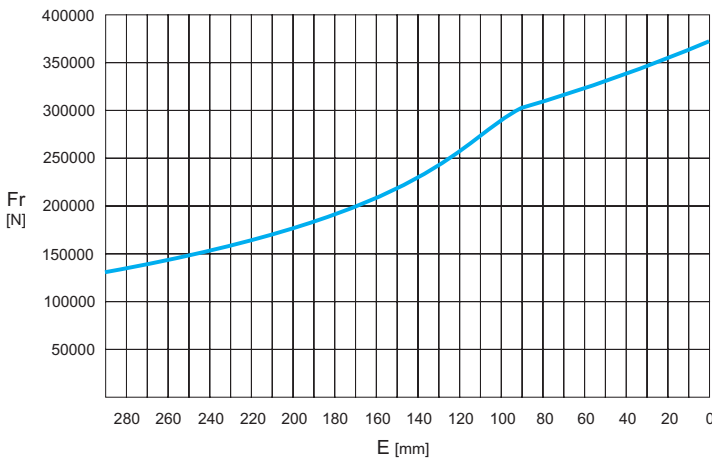
CARGAS AXIALES (Fr)

En los siguientes diagramas se indican las cargas radiales y los coeficientes K para obtener el valor requerido $n_2 \times h$.

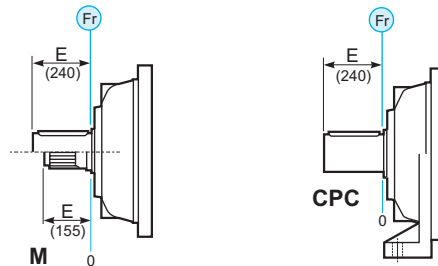
CARGAS AXIAIS (Fr)

Nos diagramas seguintes são indicadas as cargas radiais e os coeficientes K para obter o valor $n_2 \times h$ desejado.

M - CPC*



| | $n \times h$ | | | | |
|-------------|--------------|--------|---------------|--------|--------|
| | 10^5 | 10^4 | 10^6 | 10^7 | 10^8 |
| M | Fr | | Fr • K | | |
| *CPC | Fr • 0.75 | | Fr • K • 0.75 | | |



CARICHI ASSIALI (Fa)

I valori dei carichi assiali indicati in tabella sono riferiti alle versioni e alla direzione di applicazione del carico.

AXIAL LOADS (Fa)

The values of the axial loads in the table refer to the output versions and load direction of application.

AXIALLAST (Fa)

Die dargestellten Werte der Axiallast basieren auf der Version und der applizierten Lastrichtung.

CHARGES AXIALES (Fa)

Les valeurs des charges axiales indiquées dans le tableau se réfèrent aux versions et à la direction d'application de la charge.

CARGAS AXIALES (Fa)

Los valores de las cargas axiales indicados en la tabla se refieren a las versiones y a la dirección de aplicación de la carga.

CARGAS AXIAIS (Fa)

Os valores das cargas axiais indicadas na tabela referem-se às versões e à direção de aplicação da carga.

| Fa [N] | M | CPC | ← → |
|-----------|----------|------------|--------|
| | 40000 | 40000 | |
| 70000 | 70000 | 70000 | |

