



# 33000

IT EN DE FR ES PT


	i	Mc [kNm]				n1max [min <sup>-1</sup> ]	Pt [kW]	Kg												
		n <sub>2</sub> x h	n <sub>2</sub> x h	n <sub>2</sub> x h	n <sub>2</sub> x h			M	P	CPC	F	FS								
		10.000	20.000	50.000	100.000															
<b>PG 33001</b>	4.09	369.6	332.8	289.6	265.0	200	110	1950	—	—	1870	1908								
	5.25	275.1	247.7	215.6	207.0															
<b>PG 33002</b>	16.54	369.6	332.8	289.6	265.0	750	80	2263	—	—	2194	2232								
	20.94	369.6	332.8	289.6	265.0															
	26.87	275.1	247.7	215.6	207.0															
<b>PG 33003</b>	86.02	369.6	332.8	289.6	265.0	1500	71	2379	—	—	2310	2348								
	103.38	369.6	332.8	289.6	265.0															
	110.39	275.1	247.7	215.6	207.0															
	120.90	275.1	247.7	215.6	207.0															
	132.68	275.1	247.7	215.6	207.0															
	167.92	275.1	247.7	215.6	207.0															
<b>PG 33004</b>	242.61	369.6	332.8	289.6	265.0	2800	50	2406	—	—	2337	2375								
	315.39	369.6	332.8	289.6	265.0															
	380.93	369.6	332.8	289.6	265.0															
	430.08	369.6	332.8	289.6	265.0															
	482.12	369.6	332.8	289.6	265.0															
	551.93	275.1	247.7	215.6	207.0															
	618.72	275.1	247.7	215.6	207.0															
	698.56	275.1	247.7	215.6	207.0															
	758.92	369.6	332.8	289.6	265.0															
	810.33	275.1	247.7	215.6	207.0															
	973.95	275.1	247.7	215.6	207.0															
	<b>PG 33005</b>	1513.94	369.6	332.8	289.6								265.0	2800	37	2418	—	—	2349	2387
		1586.47	369.6	332.8	289.6								265.0							
1629.52		369.6	332.8	289.6	265.0															
1758.12		369.6	332.8	289.6	265.0															
1846.79		275.1	247.7	215.6	207.0															
1942.89		275.1	247.7	215.6	207.0															
2006.73		275.1	247.7	215.6	207.0															
2113.14		275.1	247.7	215.6	207.0															
2256.26		275.1	247.7	215.6	207.0															
2364.35		275.1	247.7	215.6	207.0															
2506.11		275.1	247.7	215.6	207.0															
2646.76		275.1	247.7	215.6	207.0															
2726.32		275.1	247.7	215.6	207.0															
2855.65		275.1	247.7	215.6	207.0															
3570.59		275.1	247.7	215.6	207.0															
4461.95		275.1	247.7	215.6	207.0															
5064.55		275.1	247.7	215.6	207.0															
6733.34		275.1	247.7	215.6	207.0															
8522.08		275.1	247.7	215.6	207.0															



	i	Mc [kNm]				n1max [min <sup>-1</sup> ]	Pt [kW]	Kg				
		n <sub>2</sub> x h	n <sub>2</sub> x h	n <sub>2</sub> x h	n <sub>2</sub> x h			M	P	CPC	F	FS
		10.000	20.000	50.000	100.000							
<b>PGA 33004</b>	264.19	369.6	332.8	289.6	265.0	2500	45	2501	—	—	2431	2469
	401.41	369.6	332.8	289.6	265.0							
	501.53	275.1	247.7	215.6	207.0							
	652.00	275.1	247.7	215.6	207.0							
	783.64	275.1	247.7	215.6	207.0							
<b>PGA 33005</b>	1142.87	369.6	332.8	289.6	265.0	2800	40	2443	—	—	2374	2412
	1315.93	369.6	332.8	289.6	265.0							
	1485.72	369.6	332.8	289.6	265.0							
	1644.16	275.1	247.7	215.6	207.0							
	1688.78	275.1	247.7	215.6	207.0							
	1769.68	275.1	247.7	215.6	207.0							
	1856.31	275.1	247.7	215.6	207.0							
	1906.68	275.1	247.7	215.6	207.0							
	2029.78	275.1	247.7	215.6	207.0							
	2127.02	275.1	247.7	215.6	207.0							
	2211.75	275.1	247.7	215.6	207.0							
	2413.20	275.1	247.7	215.6	207.0							
	2569.00	275.1	247.7	215.6	207.0							
	2925.59	275.1	247.7	215.6	207.0							
	3368.61	275.1	247.7	215.6	207.0							
	4411.79	275.1	247.7	215.6	207.0							
	5324.57	275.1	247.7	215.6	207.0							
6399.72	275.1	247.7	215.6	207.0								



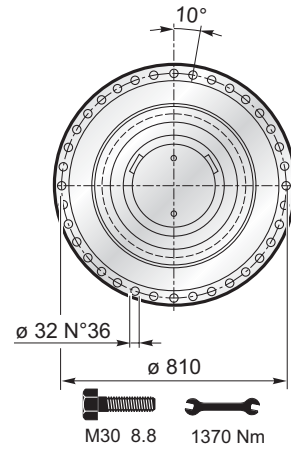
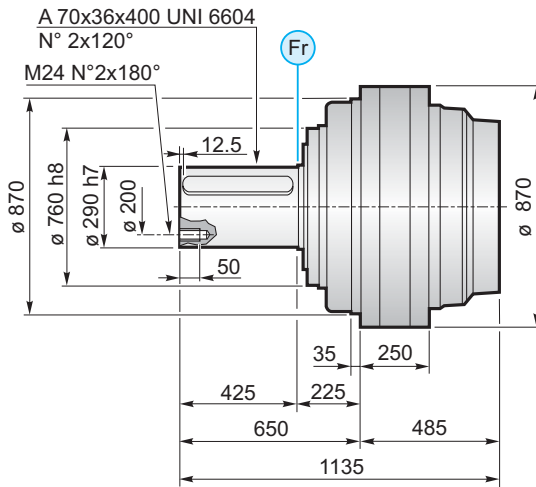
(n<sub>2</sub> x h = 20.000)  
 $M_{max} = M_c \times 1.3$



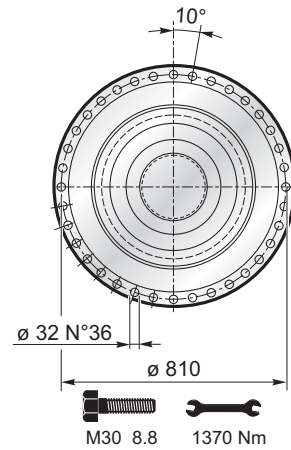
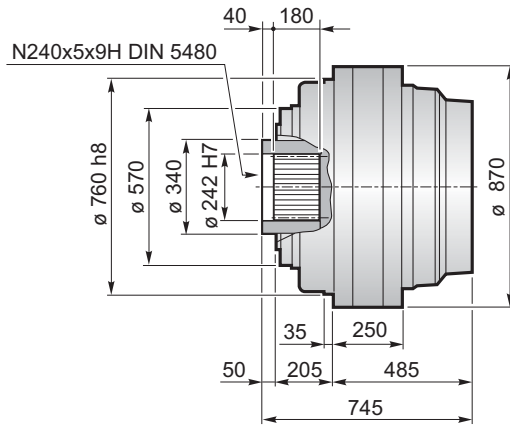
# 33000

IT EN DE FR ES PT

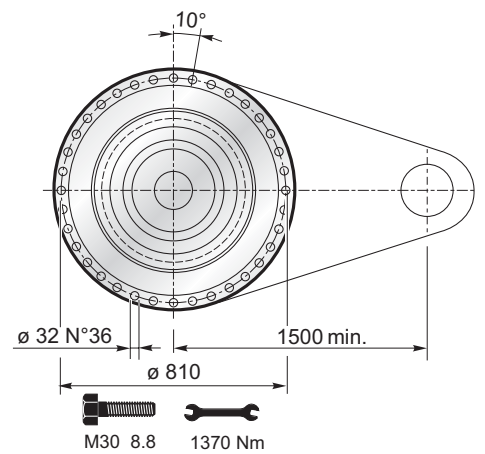
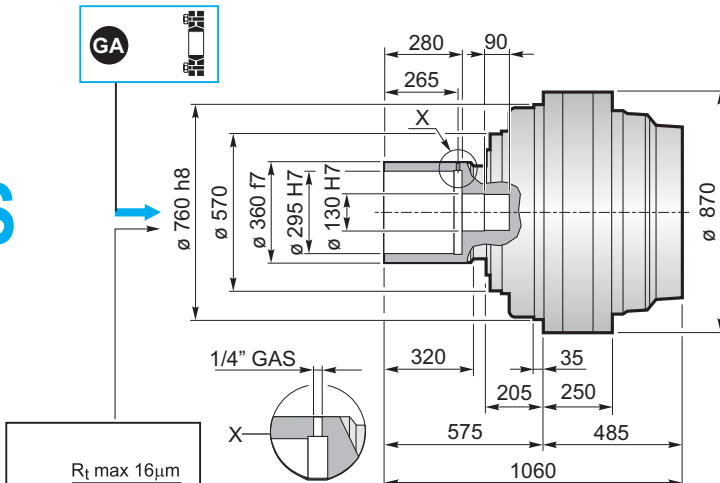
MC



F




FS



$M_{max} = 689 \text{ kNm}$

La coppia massima indicata è valida solo con calettatori forniti da Planetary Drives  
 The maximum torque indicated is valid only with shrink discs supplied by Planetary Drives  
 Das dargestellte, maximale Drehmoment gilt nur mit von Planetary Drives gelieferter Schrumpfscheibe  
 Le couple maximal indiqué n'est valable qu'avec les frettes de serrage fournis par Planetary Drives  
 El momento máximo indicado sólo es válido con discos de contracción suministrados por Planetary Drives  
 O torque máximo indicado é válido exclusivamente com discos de contração fornecidos pela Planetary Drives

GA → 208

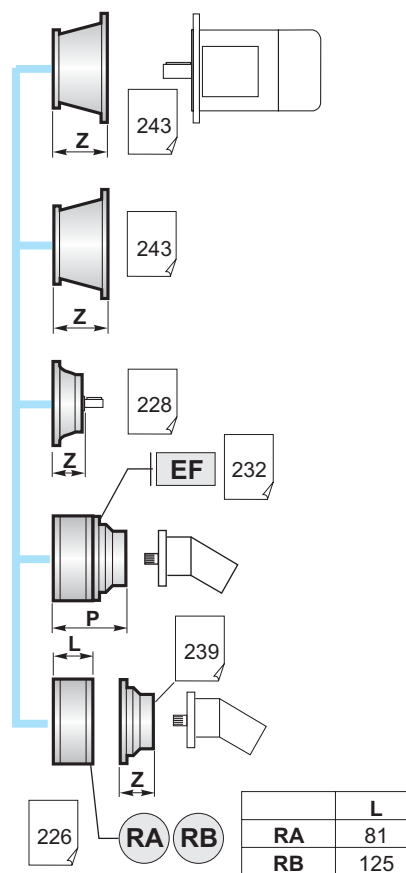


PG ...MC	A	B	RA	RB	EF	EDF
	PG 33002	740	1390			
PG 33003	922	1572				
PG 33004	1016	1666		•		
PG 33005	1075.5	1725.5	•	o	•	

PG ...F	A	B	RA	RB	EF	EDF
	PG 33002	740	995			
PG 33003	922	1177				
PG 33004	1016	1271		•		
PG 33005	1075.5	1330.5	•	o	•	

PG ...FS	A	B	RA	RB	EF	EDF
	PG 33002	740	1315			
PG 33003	922	1497				
PG 33004	1016	1591		•		
PG 33005	1075.5	1650.5	•	o	•	

!	A	B	•
	A+13.5	B+13.5	o

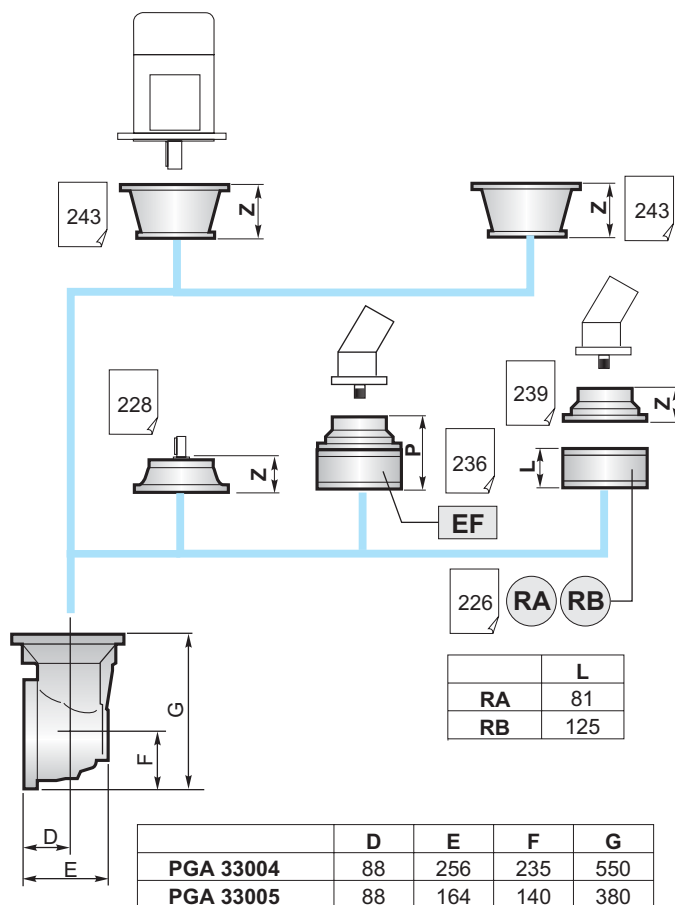


PGA ...MC	A	B	RA	RB	EF
	PGA 33004	1002	315		•
PGA 33005	1104	240	•	o	•


PGA ...F	A	B	RA	RB	EF
	PGA 33004	1002	315		•
PGA 33005	1104	240	•	o	•

PGA ...FS	A	B	RA	RB	EF
	PGA 33004	1002	315		•
PGA 33005	1104	240	•	o	•

!	B	•
	B+16.5	o



	D	E	F	G
PGA 33004	88	256	235	550
PGA 33005	88	164	140	380

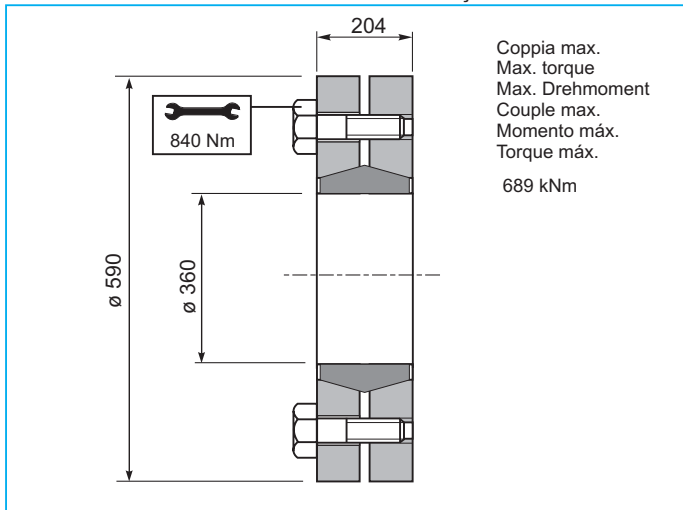



# 33000

IT EN DE FR ES PT

## GA

Giunto di attrito / Shrink disc  
Schrumpfscheibe / Frette de serrage  
Disco de contracción / Disco de contração





### CARICHI RADIALI (Fr)

Nei diagrammi seguenti sono riportati i carichi radiali e i coefficienti K per rapportarli al valore  $n_2 \times h$  desiderato.

### RADIAL LOADS (Fr)

The following curves show the radial loads and the K factors to obtain the required  $n_2 \times h$  value.

### RADIALLAST (Fr)

In den nachstehenden Diagrammen ist die Radiallast und der Koeffizient K dargestellt und kann mit dem gewünschten Wert  $n_2 \times h$  verglichen werden.

### CHARGES RADIALES (Fr)

Dans les diagrammes suivants sont indiqués les charges radiales et les facteurs K de façon à obtenir la valeur  $n_2 \times h$  désirée.

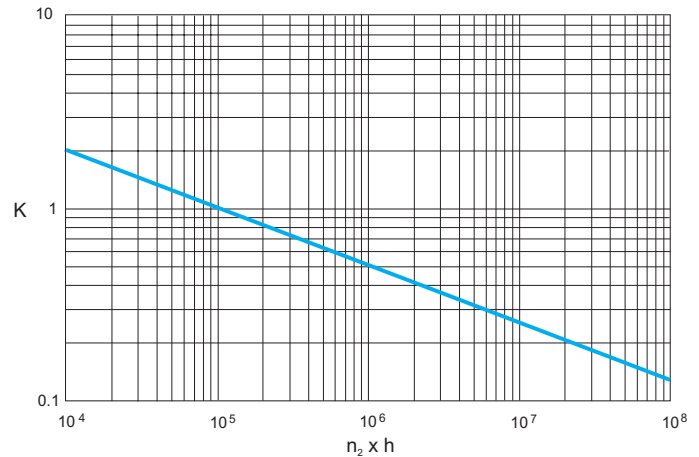
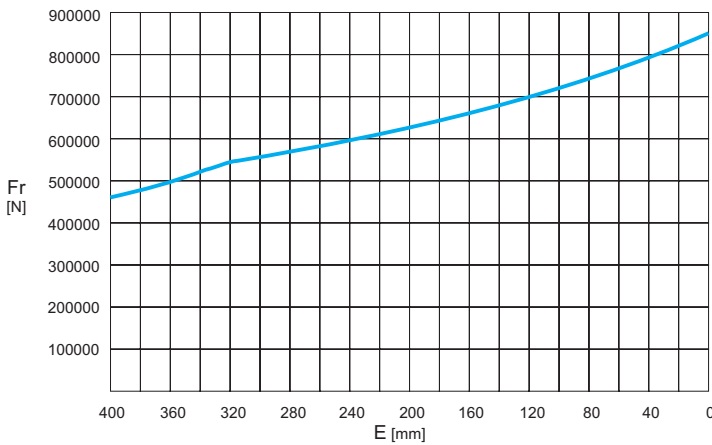
### CARGAS AXIALES (Fr)

En los siguientes diagramas se indican las cargas radiales y los coeficientes K para obtener el valor requerido  $n_2 \times h$ .

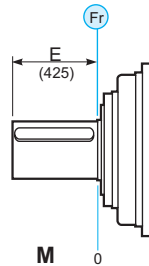
### CARGAS AXIAIS (Fr)

Nos diagramas seguintes são indicadas as cargas radiais e os coeficientes K para obter o valor  $n_2 \times h$  desejado.

## M



	$n \times h$				
	$10^5$	$10^4$	$10^6$	$10^7$	$10^8$
<b>M</b>	Fr		Fr · K		



### CARICHI ASSIALI (Fa)

I valori dei carichi assiali indicati in tabella sono riferiti alle versioni e alla direzione di applicazione del carico.

### AXIAL LOADS (Fa)

The values of the axial loads in the table refer to the output versions and load direction of application.

### AXIALLAST (Fa)

Die dargestellten Werte der Axiallast basieren auf der Version und der applizierten Lastrichtung.

### CHARGES AXIALES (Fa)

Les valeurs des charges axiales indiquées dans le tableau se réfèrent aux versions et à la direction d'application de la charge.

### CARGAS AXIALES (Fa)

Los valores de las cargas axiales indicados en la tabla se refieren a las versiones y a la dirección de aplicación de la carga.

### CARGAS AXIAIS (Fa)

Os valores das cargas axiais indicadas na tabela referem-se às versões e à direção de aplicação da carga.

Fa [N]	<b>M</b>	
		110000
	110000	→

