



18000




	i	Mc [kNm]				n1max [min ⁻¹]	Pt [kW]	Kg				
		n ₂ x h	n ₂ x h	n ₂ x h	n ₂ x h			M	P	CPC	F	FS
		10.000	20.000	50.000	100.000							
PG 18001	3.91	204.0	184.0	160.0	153.0	200	83	1150	—	—	1050	1071
	4.94	159.0	143.0	125.0	125.0							
PG 18002	15.47	204.0	184.0	160.0	153.0	1200	67	1332	—	—	1233	1271
	19.81	204.0	184.0	160.0	153.0							
	25.01	159.0	143.0	125.0	125.0							
	29.65	159.0	143.0	125.0	125.0							
PG 18003	55.02	204.0	184.0	160.0	153.0	2000	47	1391	—	—	1292	1330
	66.32	204.0	184.0	160.0	153.0							
	74.79	204.0	184.0	160.0	153.0							
	86.66	204.0	184.0	160.0	153.0							
	95.75	204.0	184.0	160.0	153.0							
	107.21	159.0	143.0	125.0	125.0							
	120.91	159.0	143.0	125.0	125.0							
	133.71	204.0	184.0	160.0	153.0							
	166.02	159.0	143.0	125.0	125.0							
	200.12	159.0	143.0	125.0	125.0							
PG 18004	250.53	204.0	184.0	160.0	153.0	2800	37	1407	—	—	1308	1346
	327.36	204.0	184.0	160.0	153.0							
	386.42	204.0	184.0	160.0	153.0							
	438.64	204.0	184.0	160.0	153.0							
	487.96	159.0	143.0	125.0	125.0							
	519.93	204.0	184.0	160.0	153.0							
	574.48	204.0	184.0	160.0	153.0							
	624.68	159.0	143.0	125.0	125.0							
	684.72	159.0	143.0	125.0	125.0							
	725.43	159.0	143.0	125.0	125.0							
	793.33	159.0	143.0	125.0	125.0							
	840.50	159.0	143.0	125.0	125.0							
	969.43	204.0	184.0	160.0	153.0							
	1038.88	159.0	143.0	125.0	125.0							
	1203.68	159.0	143.0	125.0	125.0							
	1450.86	159.0	143.0	125.0	125.0							
PG 18005	1531.94	204.0	184.0	160.0	153.0	2800	27	1415	—	—	1316	1354
	1604.90	159.0	143.0	125.0	125.0							
	1727.69	204.0	184.0	160.0	153.0							
	1811.16	204.0	184.0	160.0	153.0							
	1907.19	204.0	184.0	160.0	153.0							
	2001.73	204.0	184.0	160.0	153.0							
	2091.27	159.0	143.0	125.0	125.0							
	2181.66	159.0	143.0	125.0	125.0							
	2363.88	204.0	184.0	160.0	153.0							
	2476.47	159.0	143.0	125.0	125.0							
	2608.36	204.0	184.0	160.0	153.0							
	2792.91	159.0	143.0	125.0	125.0							
	2960.82	204.0	184.0	160.0	153.0							
	3900.44	159.0	143.0	125.0	125.0							
	5145.91	159.0	143.0	125.0	125.0							
	5888.65	159.0	143.0	125.0	125.0							
	6979.14	159.0	143.0	125.0	125.0							
	8124.82	159.0	143.0	125.0	125.0							
9793.30	159.0	143.0	125.0	125.0								



	i	Mc [kNm]				n1max [min ⁻¹]	Pt [kW]	Kg				
		n ₂ x h	n ₂ x h	n ₂ x h	n ₂ x h			M	P	CPC	F	FS
		10.000	20.000	50.000	100.000							
PGA 18003	60.02	159.0	143.0	125.0	125.0	2500	45	1473	—	—	1457	1495
	72.11	204.0	184.0	160.0	153.0							
	76.83	159.0	143.0	125.0	125.0							
	91.06	159.0	143.0	125.0	125.0							
	116.74	159.0	143.0	125.0	125.0							
	138.35	159.0	143.0	125.0	125.0							
PGA 18004	256.76	204.0	184.0	160.0	153.0	2500	35	1500	—	—	1401	1439
	328.69	204.0	184.0	160.0	153.0							
	390.80	159.0	143.0	125.0	125.0							
	440.74	159.0	143.0	125.0	125.0							
	500.30	159.0	143.0	125.0	125.0							
	564.22	159.0	143.0	125.0	125.0							
	653.72	159.0	143.0	125.0	125.0							
	787.97	159.0	143.0	125.0	125.0							
	933.89	159.0	143.0	125.0	125.0							
PGA 18005	1183.67	204.0	184.0	160.0	153.0	2800	25	1453	—	—	1354	1392
	1334.92	204.0	184.0	160.0	153.0							
	1440.05	159.0	143.0	125.0	125.0							
	1550.23	204.0	184.0	160.0	153.0							
	1685.69	159.0	143.0	125.0	125.0							
	1759.71	204.0	184.0	160.0	153.0							
	1880.74	159.0	143.0	125.0	125.0							
	1996.18	159.0	143.0	125.0	125.0							
	2205.01	159.0	143.0	125.0	125.0							
	2407.67	159.0	143.0	125.0	125.0							
	2656.68	159.0	143.0	125.0	125.0							
	3085.18	159.0	143.0	125.0	125.0							
	3949.56	159.0	143.0	125.0	125.0							
	4576.05	159.0	143.0	125.0	125.0							
	5423.46	159.0	143.0	125.0	125.0							
	6537.21	159.0	143.0	125.0	125.0							
7899.13	159.0	143.0	125.0	125.0								



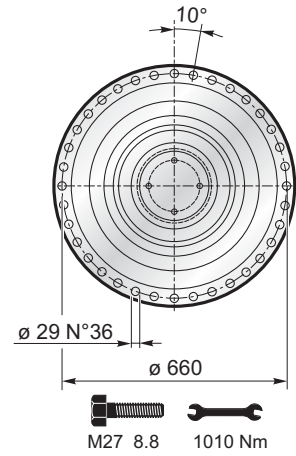
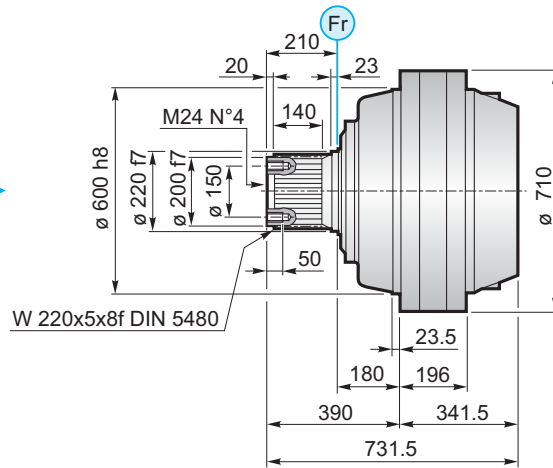
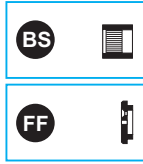
(n₂ x h = 20.000)
 $M_{max} = M_c \times 1.5$



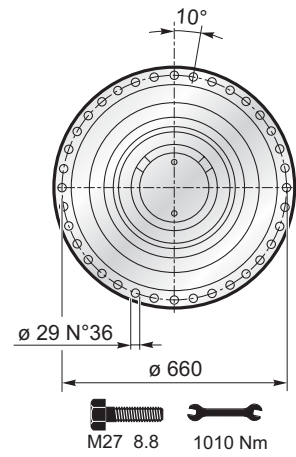
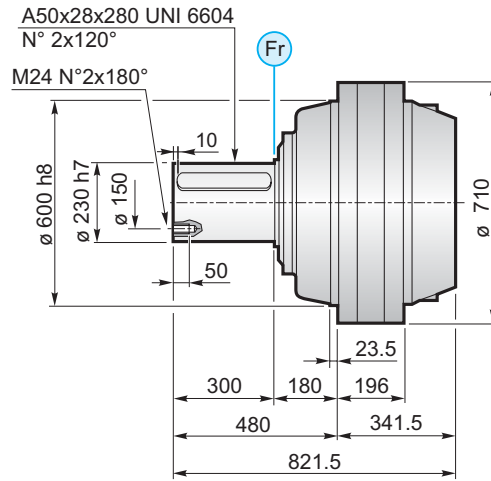
18000


IT EN DE FR ES PT

MS

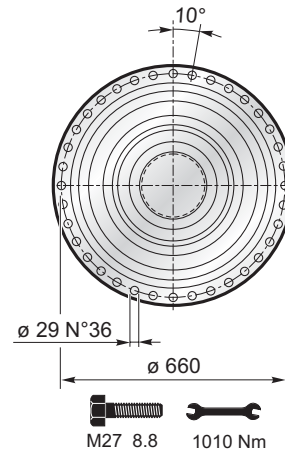
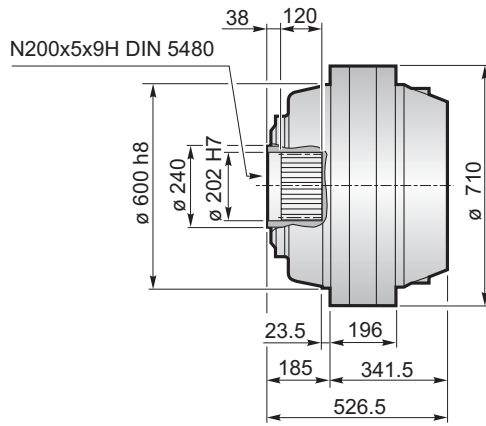


MC

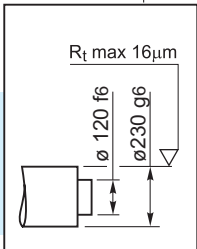
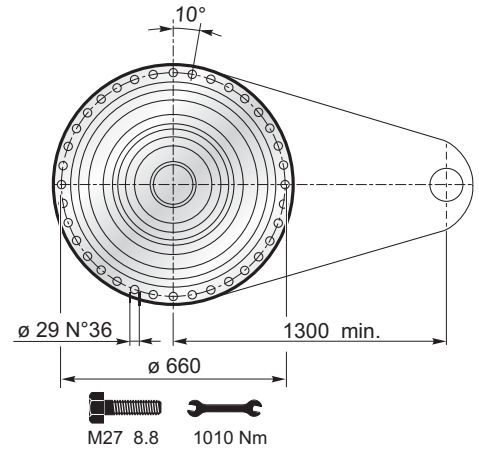
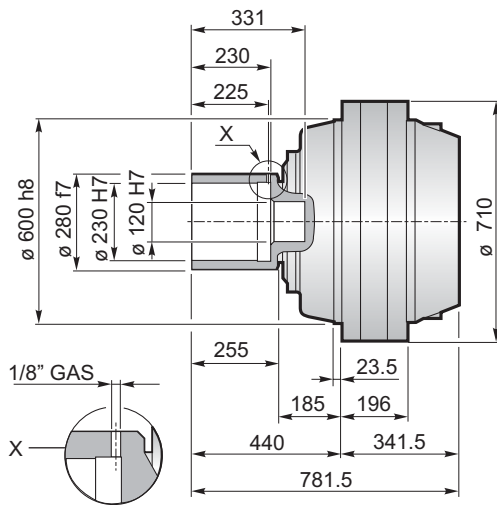




F



FS



$M_{\text{max}} = 355 \text{ kNm}$

La coppia massima indicata è valida solo con calettatori forniti da Planetary Drives
 The maximum torque indicated is valid only with shrink discs supplied by Planetary Drives
 Das dargestellte, maximale Drehmoment gilt nur mit von Planetary Drives gelieferter Schrumpfscheibe
 Le couple maximal indiqué n'est valable qu'avec les frettes de serrage fournis par Planetary Drives
 El momento máximo indicado sólo es válido con discos de contracción suministrados por Planetary Drives
 O torque máximo indicado é válido exclusivamente com discos de contração fornecidos pela Planetary Drives



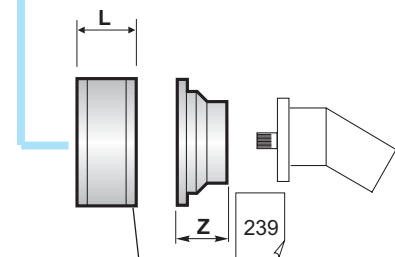
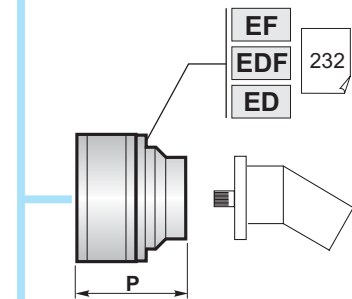
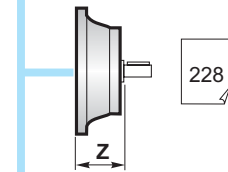
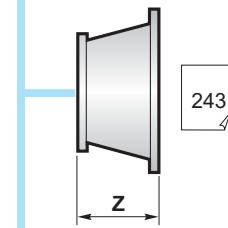
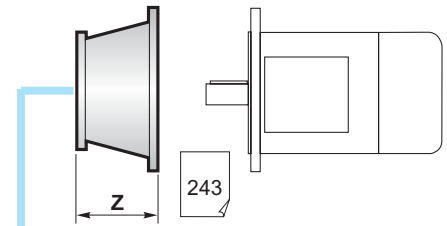
18000

PG ...MS		A	B	RA	RB	EF	EDF
PG 18002	562.5	952.5					
PG 18003	669.5	1059.5		•			
PG 18004	741	1131	•	o	•		
PG 18005	802	1192	•			•	

PG ...MC		A	B	RA	RB	EF	EDF
PG 18002	562.5	1042.5					
PG 18003	669.5	1149.5		•			
PG 18004	741	1221	•	o	•		
PG 18005	802	1282	•			•	

PG ...F		A	B	RA	RB	EF	EDF
PG 18002	562.5	747.5					
PG 18003	669.5	854.5		•			
PG 18004	741	926	•	o	•		
PG 18005	802	987	•			•	

PG ...FS		A	B	RA	RB	EF	EDF
PG 18002	562.5	1002.5					
PG 18003	669.5	1109.5		•			
PG 18004	741	1181	•	o	•		
PG 18005	802	1242	•			•	



226	RA	RB	L
	RA		81
	RB		125

!	A	B	•
	A+13.5	B+13.5	o

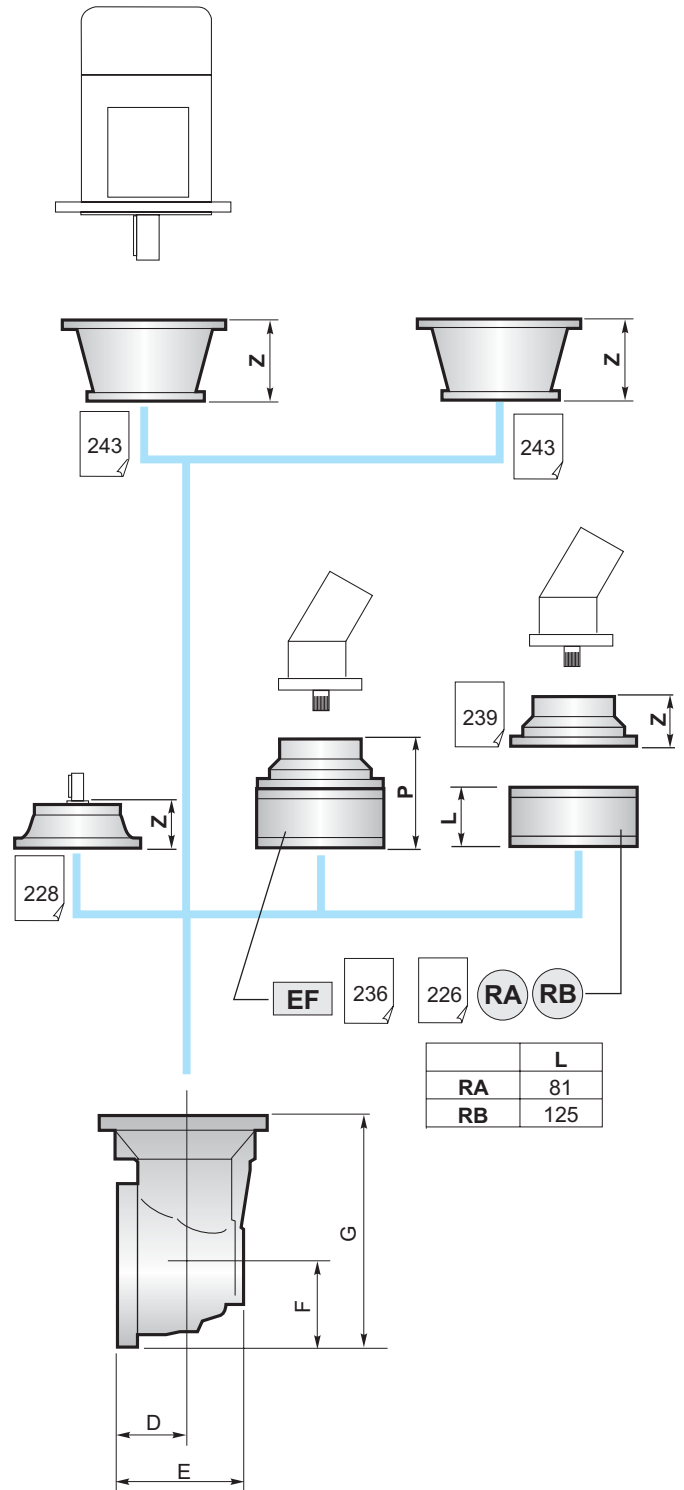


	PGA ...MS				
	A	B	RA	RB	EF
PGA 18003	743.5	315		•	
PGA 18004	804.5	315		•	
PGA 18005	842.5	240	•	o	•

	PGA ...MC				
	A	B	RA	RB	EF
PGA 18003	743.5	315		•	
PGA 18004	804.5	315		•	
PGA 18005	842.5	240	•	o	•


	PGA ...F				
	A	B	RA	RB	EF
PGA 18003	743.5	315		•	
PGA 18004	804.5	315		•	
PGA 18005	842.5	240	•	o	•

	PGA ...FS				
	A	B	RA	RB	EF
PGA 18003	743.5	315		•	
PGA 18004	804.5	315		•	
PGA 18005	842.5	240	•	o	•



	D	E	F	G
PGA 18003	88	256	235	550
PGA 18004	88	256	235	550
PGA 18005	88	164	140	380

!	B	•
	B+16.5	o



18000

IT EN DE FR ES PT

BS

Boccola scanalata / Splined bushing
 Innenverzahnte Buchse / Moyeu cannelé
 Casquillo ranurado / Bucha estriada

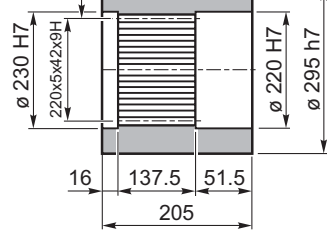


FF

Fondello di arresto / Stop bottom plate
 Endscheibe / Bouchon de fermeture
 Tapón de detención / Fundo de batente

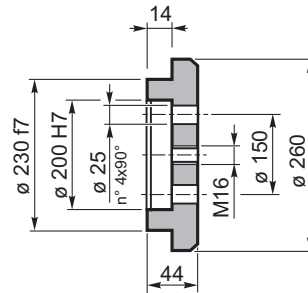


DIN 5480



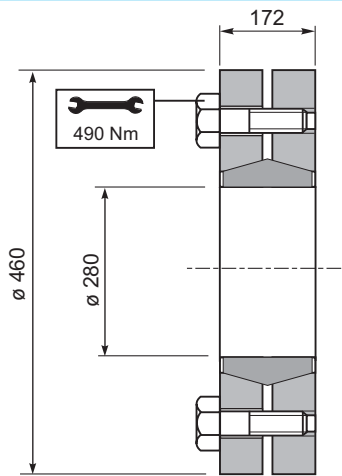
Materiale / Material
 Material / Matière
 Material / Material

UNI C40
 SAE 1040
 DIN Ck40




GA

Giunto di attrito / Shrink disc
 Schrumpfscheibe / Frette de serrage
 Disco de contracción / Disco de contração



Coppia max.
 Max. torque
 Max. Drehmoment
 Couple max.
 Momento máx.
 Torque máx.

355 kNm



CARICHI RADIALI (Fr)

Nei diagrammi seguenti sono riportati i carichi radiali e i coefficienti K per rapportarli al valore $n_2 \times h$ desiderato.

RADIAL LOADS (Fr)

The following curves show the radial loads and the K factors to obtain the required $n_2 \times h$ value.

RADIALLAST (Fr)

In den nachstehenden Diagrammen ist die Radiallast und der Koeffizient K dargestellt und kann mit dem gewünschten Wert $n_2 \times h$ verglichen werden.

CHARGES RADIALES (Fr)

Dans les diagrammes suivants sont indiqués les charges radiales et les facteurs K de façon à obtenir la valeur $n_2 \times h$ désirée.

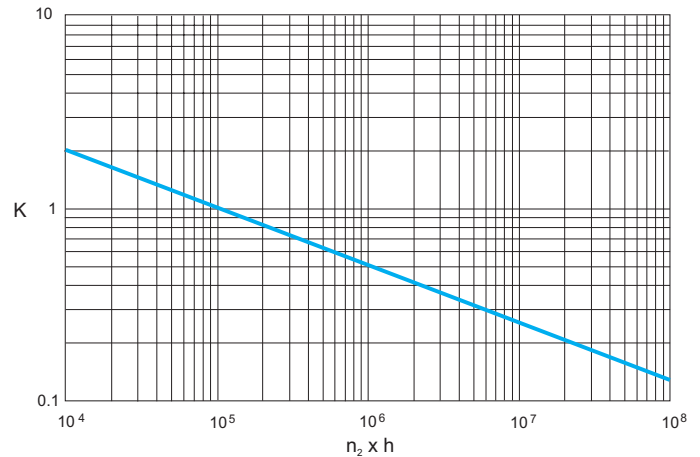
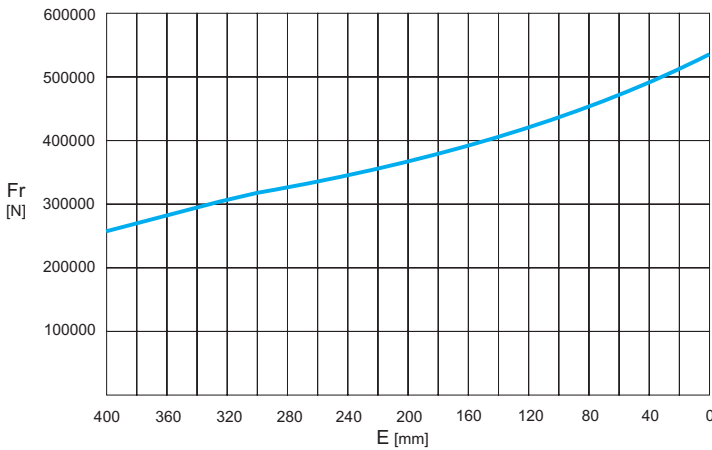
CARGAS AXIALES (Fr)

En los siguientes diagramas se indican las cargas radiales y los coeficientes K para obtener el valor requerido $n_2 \times h$.

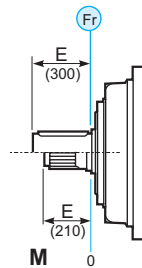
CARGAS AXIAIS (Fr)

Nos diagramas seguintes são indicadas as cargas radiais e os coeficientes K para obter o valor $n_2 \times h$ desejado.

M



	n x h				
	10 ⁵	10 ⁴	10 ⁶	10 ⁷	10 ⁸
M	Fr		Fr • K		



CARICHI ASSIALI (Fa)

I valori dei carichi assiali indicati in tabella sono riferiti alle versioni e alla direzione di applicazione del carico.

AXIAL LOADS (Fa)

The values of the axial loads in the table refer to the output versions and load direction of application.

AXIALLAST (Fa)

Die dargestellten Werte der Axiallast basieren auf der Version und der applizierten Lastrichtung.

CHARGES AXIALES (Fa)

Les valeurs des charges axiales indiquées dans le tableau se réfèrent aux versions et à la direction d'application de la charge.

CARGAS AXIALES (Fa)

Los valores de las cargas axiales indicados en la tabla se refieren a las versiones y a la dirección de aplicación de la carga.

CARGAS AXIAIS (Fa)

Os valores das cargas axiais indicadas na tabela referem-se às versões e à direção de aplicação da carga.

Fa [N]	M	
	80000	←
80000	→	

