



14000


	i	Mc [kNm]				n1max [min ⁻¹]	Pt [kW]	Kg				
		n ₂ x h	n ₂ x h	n ₂ x h	n ₂ x h			M	P	CPC	F	FS
		10.000	20.000	50.000	100.000							
PG 14001	3.83	156.6	140.9	122.7	115.0	200	75	685	—	—	615	628
	4.40	144.8	130.3	113.4	110.0							
PG 14002	15.33	156.6	140.9	122.7	115.0	1500	60	805	—	—	735	773
	18.04	156.6	140.9	122.7	115.0							
	20.71	144.8	130.3	113.4	110.0							
PG 14003	54.52	156.6	140.9	122.7	115.0	2000	40	855	—	—	785	823
	65.71	156.6	140.9	122.7	115.0							
	75.43	144.8	130.3	113.4	110.0							
	88.74	144.8	130.3	113.4	110.0							
	115.95	144.8	130.3	113.4	110.0							
	139.77	144.8	130.3	113.4	110.0							
PG 14004	205.96	156.6	140.9	122.7	115.0	2800	30	871	—	—	801	839
	248.25	156.6	140.9	122.7	115.0							
	271.07	156.6	140.9	122.7	115.0							
	281.68	156.6	140.9	122.7	115.0							
	311.14	144.8	130.3	113.4	110.0							
	335.24	144.8	130.3	113.4	110.0							
	380.38	144.8	130.3	113.4	110.0							
	395.26	156.6	140.9	122.7	115.0							
	443.64	156.6	140.9	122.7	115.0							
	476.43	156.6	140.9	122.7	115.0							
	546.86	144.8	130.3	113.4	110.0							
	599.09	144.8	130.3	113.4	110.0							
	643.36	144.8	130.3	113.4	110.0							
	695.72	144.8	130.3	113.4	110.0							
	840.66	144.8	130.3	113.4	110.0							
	1113.29	144.8	130.3	113.4	110.0							
	PG 14005	732.30	156.6	140.9	122.7							
799.61		156.6	140.9	122.7	115.0							
882.68		156.6	140.9	122.7	115.0							
963.81		156.6	140.9	122.7	115.0							
1001.53		156.6	140.9	122.7	115.0							
1063.95		156.6	140.9	122.7	115.0							
1153.37		156.6	140.9	122.7	115.0							
1207.20		156.6	140.9	122.7	115.0							
1390.22		156.6	140.9	122.7	115.0							
1577.40		156.6	140.9	122.7	115.0							
1693.97		156.6	140.9	122.7	115.0							
1829.73		156.6	140.9	122.7	115.0							
2208.00		156.6	140.9	122.7	115.0							
2661.43		156.6	140.9	122.7	115.0							
2956.80		144.8	130.3	113.4	110.0							
3228.56		144.8	130.3	113.4	110.0							
3691.29		144.8	130.3	113.4	110.0							
4043.86	144.8	130.3	113.4	110.0								
5674.45	144.8	130.3	113.4	110.0								



	i	Mc [kNm]				n1max [min ⁻¹]	Pt [kW]	Kg				
		n ₂ x h	n ₂ x h	n ₂ x h	n ₂ x h			M	P	CPC	F	FS
		10.000	20.000	50.000	100.000							
PGA 14004	167.45	156.6	140.9	122.7	115.0	2500	28	964	—	—	894	932
	201.84	156.6	140.9	122.7	115.0							
	272.56	144.8	130.3	113.4	110.0							
	306.67	156.6	140.9	122.7	115.0							
	356.14	144.8	130.3	113.4	110.0							
	414.12	144.8	130.3	113.4	110.0							
	459.95	144.8	130.3	113.4	110.0							
	541.11	144.8	130.3	113.4	110.0							
	652.24	144.8	130.3	113.4	110.0							
PGA 14005	711.49	156.6	140.9	122.7	115.0	2800	20	913	—	—	843	881
	857.60	156.6	140.9	122.7	115.0							
	973.07	156.6	140.9	122.7	115.0							
	1074.86	144.8	130.3	113.4	110.0							
	1224.40	156.6	140.9	122.7	115.0							
	1351.61	156.6	140.9	122.7	115.0							
	1514.23	144.8	130.3	113.4	110.0							
	1694.00	144.8	130.3	113.4	110.0							
	1992.94	144.8	130.3	113.4	110.0							
	2146.67	156.6	140.9	122.7	115.0							
	2496.21	144.8	130.3	113.4	110.0							
	2772.46	144.8	130.3	113.4	110.0							
	3138.88	144.8	130.3	113.4	110.0							
	3219.63	144.8	130.3	113.4	110.0							
	3502.74	144.8	130.3	113.4	110.0							
	3931.53	144.8	130.3	113.4	110.0							
	4576.92	144.8	130.3	113.4	110.0							
5516.82	144.8	130.3	113.4	110.0								



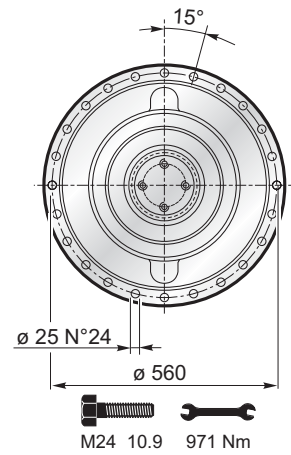
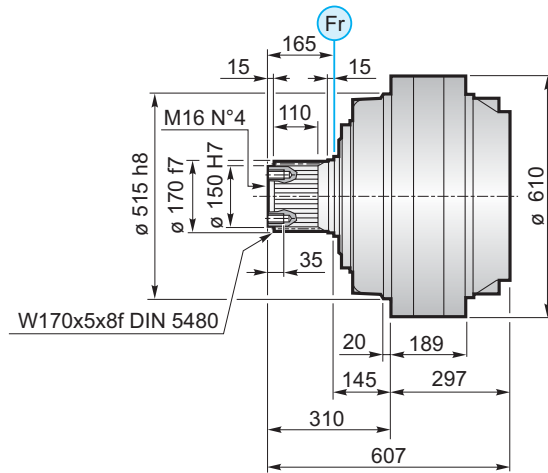
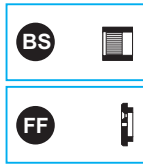
(n₂ x h = 20.000)
 $M_{max} = M_c \times 1.5$



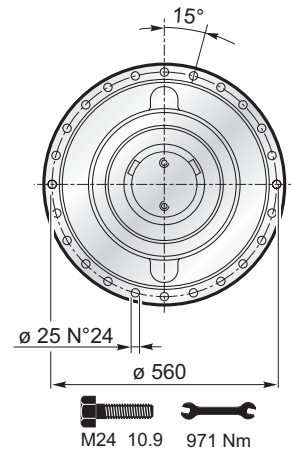
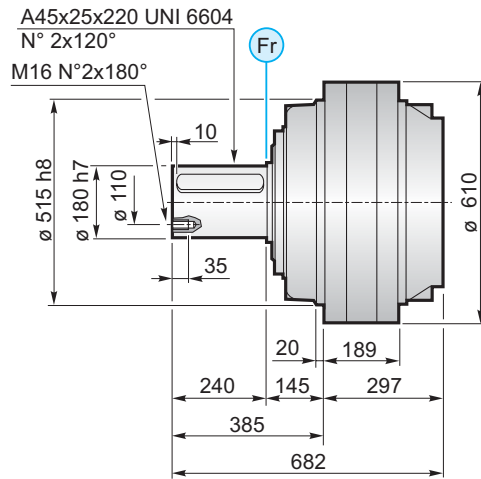
14000


IT EN DE FR ES PT

MS

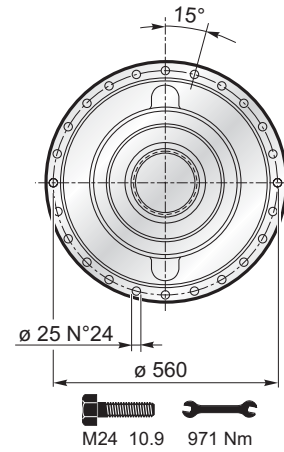
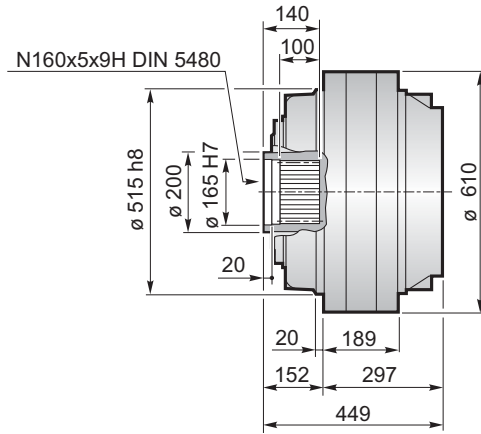


MC

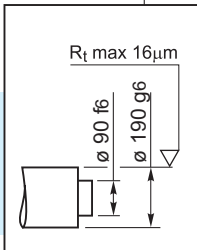
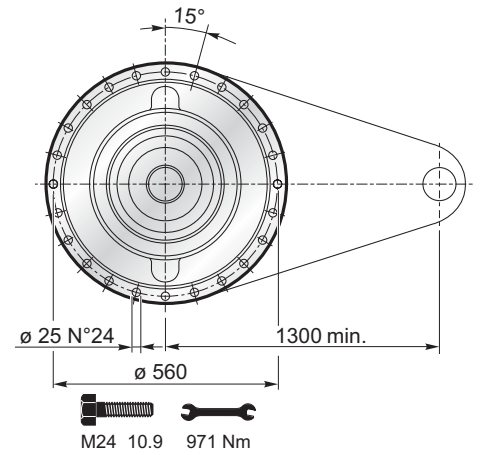
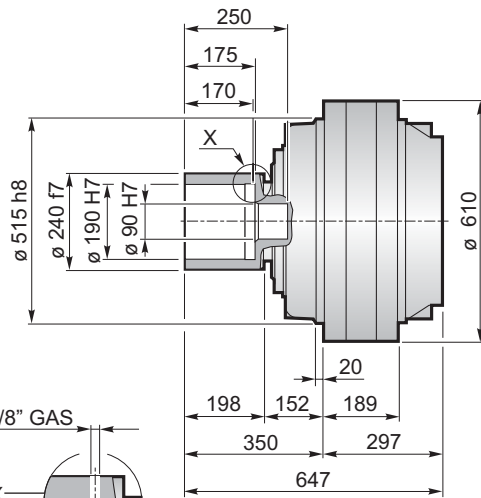




F



FS

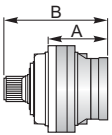


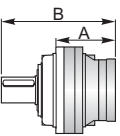
$M_{\text{max}} = 198 \text{ kNm}$

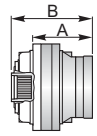
La coppia massima indicata è valida solo con calettatori forniti da Planetary Drives
 The maximum torque indicated is valid only with shrink discs supplied by Planetary Drives
 Das dargestellte, maximale Drehmoment gilt nur mit von Planetary Drives gelieferter Schrumpfscheibe
 Le couple maximal indiqué n'est valable qu'avec les frettes de serrage fournis par Planetary Drives
 El momento máximo indicado sólo es válido con discos de contracción suministrados por Planetary Drives
 O torque máximo indicado é válido exclusivamente com discos de contração fornecidos pela Planetary Drives

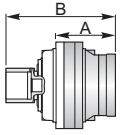


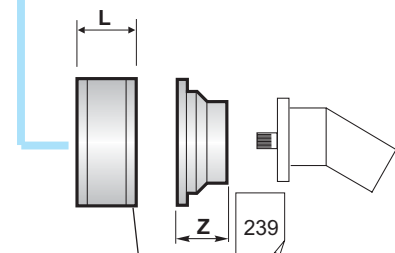
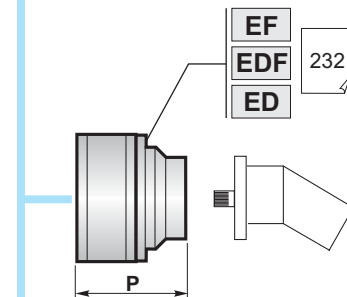
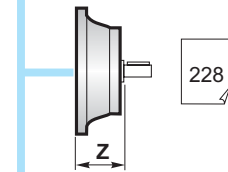
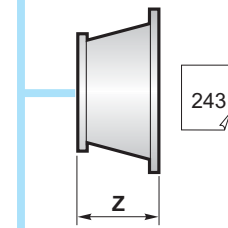
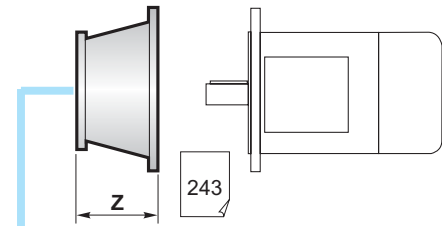
14000

	PG ...MS						
	A	B	RA	RB	EF	EDF	
PG 14002	494	804					
PG 14003	581	891		•			
PG 14004	652.5	962.5	•	o	•		
PG 14005	713.5	1023.5	•			•	

	PG ...MC						
	A	B	RA	RB	EF	EDF	
PG 14002	494	879					
PG 14003	581	966		•			
PG 14004	652.5	1037.5	•	o	•		
PG 14005	713.5	1098.5	•			•	

	PG ...F						
	A	B	RA	RB	EF	EDF	
PG 14002	494	646					
PG 14003	581	733		•			
PG 14004	652.5	804.5	•	o	•		
PG 14005	713.5	865.5	•			•	

	PG ...FS						
	A	B	RA	RB	EF	EDF	
PG 14002	494	844					
PG 14003	581	931		•			
PG 14004	652.5	1002.5	•	o	•		
PG 14005	713.5	1063.5	•			•	



226	RA	RB	RA	L
			RB	81
				125

!	A	B	•
	A+13.5	B+13.5	o

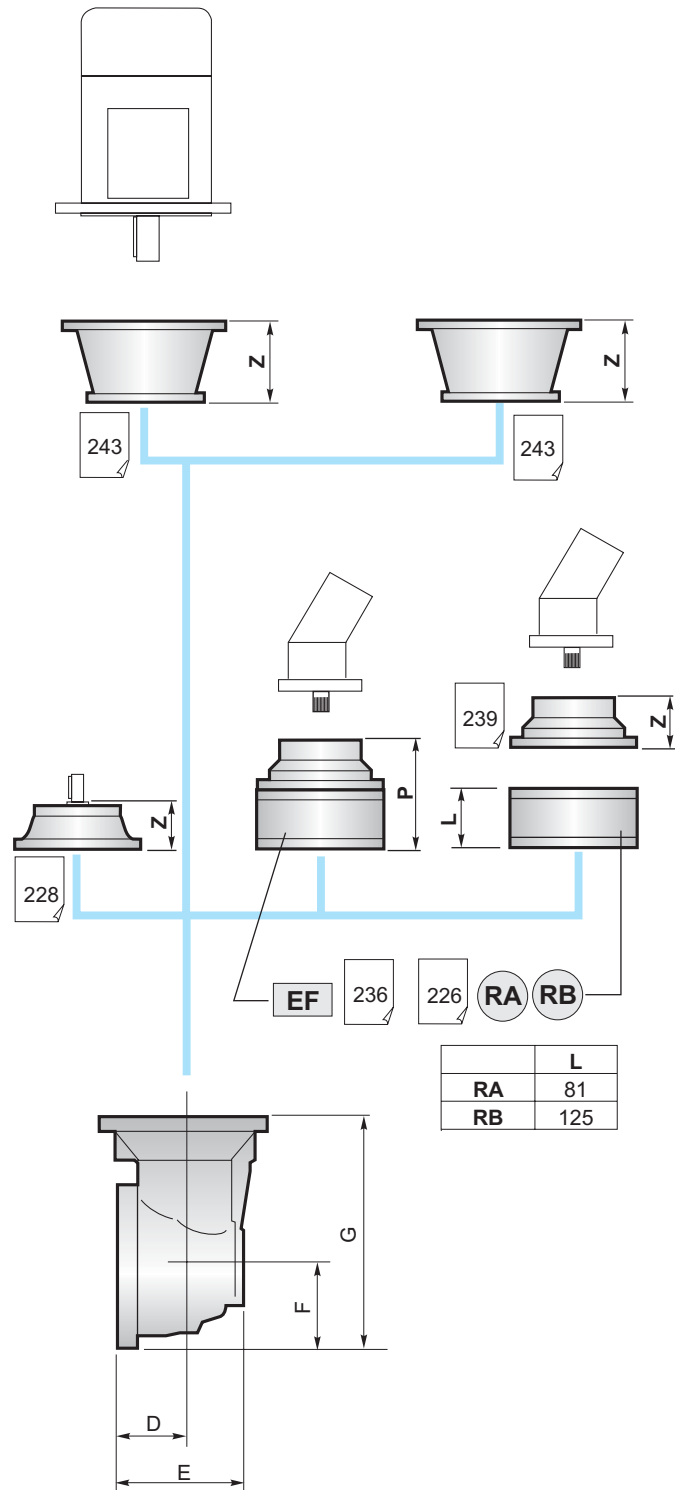


	PGA ...MS				
	A	B	RA	RB	EF
PGA 14004	716	315		•	
PGA 14005	754	240	•	o	•

	PGA ...MC				
	A	B	RA	RB	EF
PGA 14004	716	315		•	
PGA 14005	754	240	•	o	•


	PGA ...F				
	A	B	RA	RB	EF
PGA 14004	716	315		•	
PGA 14005	754	240	•	o	•

	PGA ...FS				
	A	B	RA	RB	EF
PGA 14004	716	315		•	
PGA 14005	754	240	•	o	•



	D	E	F	G
PGA 14004	88	256	235	550
PGA 14005	88	164	140	380

	B	•
	B+16.5	o

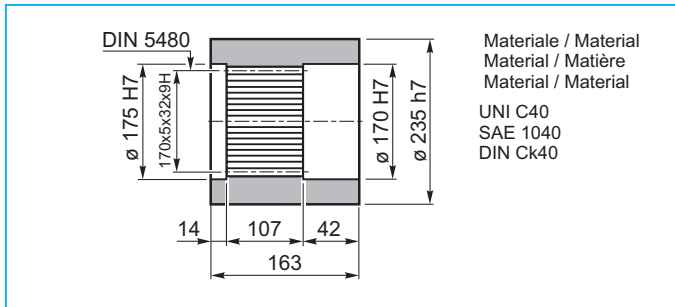


14000

IT EN DE FR ES PT

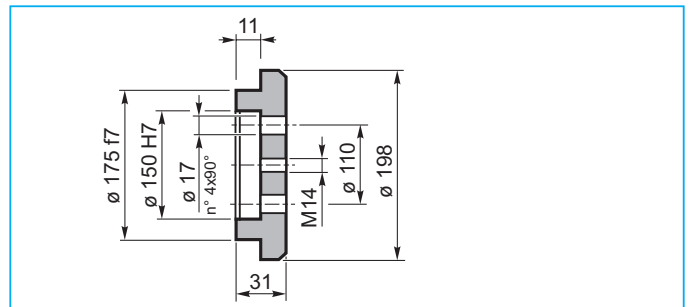
BS

Boccola scanalata / Splined bushing
 Innenverzahnte Buchse / Moyeu cannelé
 Casquillo ranurado / Bucha estriada



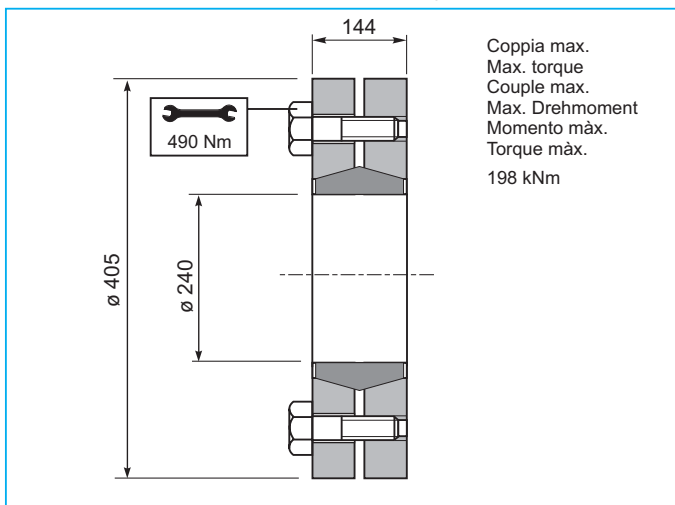
FF


Fondello di arresto / Stop bottom plate
 Endscheibe / Bouchon de fermeture
 Tapón de detención / Fundo de batente



GA

Giunto di attrito / Shrink disc
 Schrumpfscheibe / Frette de serrage
 Disco de contracción / Disco de contração





CARICHI RADIALI (Fr)

Nei diagrammi seguenti sono riportati i carichi radiali e i coefficienti K per rapportarli al valore $n_2 \times h$ desiderato.

RADIAL LOADS (Fr)

The following curves show the radial loads and the K factors to obtain the required $n_2 \times h$ value.

RADIALLAST (Fr)

In den nachstehenden Diagrammen ist die Radiallast und der Koeffizient K dargestellt und kann mit dem gewünschten Wert $n_2 \times h$ verglichen werden.

CHARGES RADIALES (Fr)

Dans les diagrammes suivants sont indiqués les charges radiales et les facteurs K de façon à obtenir la valeur $n_2 \times h$ désirée.

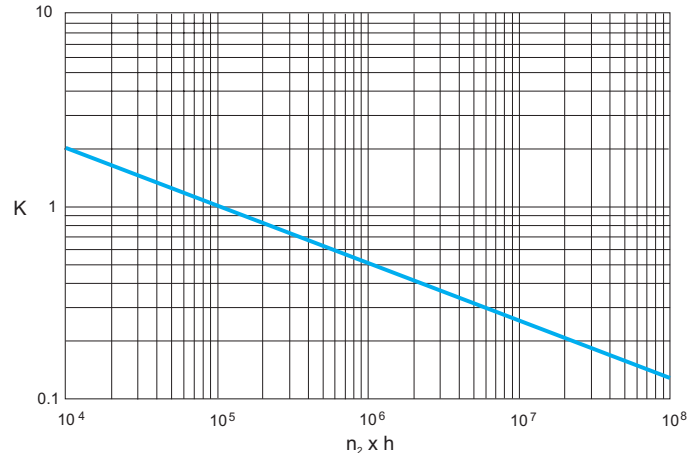
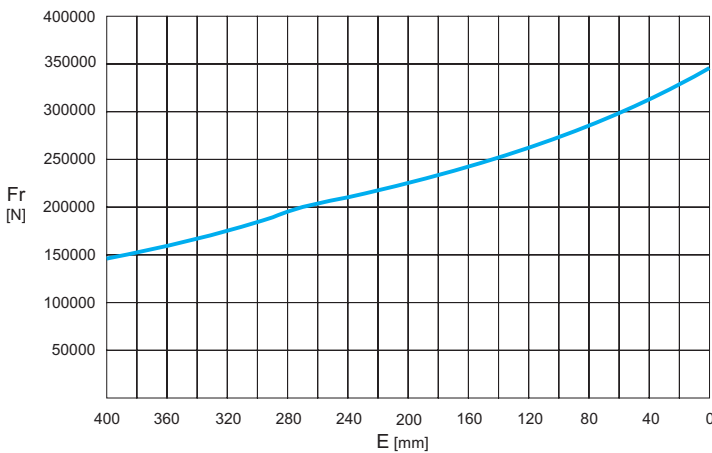
CARGAS AXIALES (Fr)

En los siguientes diagramas se indican las cargas radiales y los coeficientes K para obtener el valor requerido $n_2 \times h$.

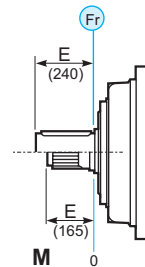
CARGAS AXIAIS (Fr)

Nos diagramas seguintes são indicadas as cargas radiais e os coeficientes K para obter o valor $n_2 \times h$ desejado.

M



M	n x h				
	10 ⁵	10 ⁴	10 ⁶	10 ⁷	10 ⁸
Fr	Fr				
			Fr · K		



CARICHI ASSIALI (Fa)

I valori dei carichi assiali indicati in tabella sono riferiti alle versioni e alla direzione di applicazione del carico.

AXIAL LOADS (Fa)

The values of the axial loads in the table refer to the output versions and load direction of application.

AXIALLAST (Fa)

Die dargestellten Werte der Axiallast basieren auf der Version und der applizierten Lastrichtung.

CHARGES AXIALES (Fa)

Les valeurs des charges axiales indiquées dans le tableau se réfèrent aux versions et à la direction d'application de la charge.

CARGAS AXIALES (Fa)

Los valores de las cargas axiales indicados en la tabla se refieren a las versiones y a la dirección de aplicación de la carga.

CARGAS AXIAIS (Fa)

Os valores das cargas axiais indicadas na tabela referem-se às versões e à direção de aplicação da carga.

Fa [N]	M	
		45000
	45000	→

